

Whether for commuting to work or school, the use
of the Gururinko bus is increasing!

Shichigahama Town Bus “Gururinko” Schedule



(Last Revised: April 1, 2018)

Shichigahama Town Bus **Gururinko**





□ About “Gururinko,” the Shichigahama Town Bus

1. Fare Information

- 1) Please pay the fare when boarding.
- 2) The fare is 100 yen for within Shichigahama and 200 yen for outside of Shichigahama. Child fare (elementary school or under) is half the adult fare rounded up to the nearest 10 yen. One accompanied child (under 6 years old) fare is free. Infants (under 1 year old) ride free.
- 3) If you have a certificate for physical or mental handicap or mental disorder, please present it upon boarding for half off the fare. A caregiver accompanying a type 1 handicapped person will also receive half off the fare.
- 4) If you are 65 years or older and have returned your driver’s license, please present your driver’s certificate for free fare for one year after its issuance.
- 5) 5,000 yen (worth 5,500 yen) and 3,000 yen (worth 3,250 yen) fare coupons may be purchased on the bus.
- 6) The commuter pass is the same cost no matter what stop you get on and off the bus. Please refer to the next page for more details.

2. Service Information

- 1) There are a total of 8 routes: 2 Shichigahama⇔Shiogama-area routes and 2 Shichigahama⇔Tagajo-area routes, with each route also having a separate daytime and morning/evening schedule.
- 2) For daytime schedules, in addition to bus stops, you may also get on or off the bus from almost anywhere within Shichigahama (excluding the road between Sunayama and Goso-mae stops). However, please note that the bus will not stop at curves with low visibility, intersections, or places where the road is narrow or the bus may obstruct traffic. Please wait in a safe area with wide roads and raise your hand when the bus is near to let the driver know you would like to board





3) The bus stops highlighted in dark pink in the route map are in conflict with the Shiomidai Neighborhood Bus line, thus you cannot both get on and off at dark pink stops. If you are travelling from one dark pink to another dark pink stop, please take the Miyako Bus's Shiomidai Neighborhood Bus Line.

3. Commuter Pass Information (also called Free Pass)

○Commuter pass fee (tax included)

Duration	1 month	3 months
Adults	7,300 yen	19,700 yen
Students	6,100 yen	16,500 yen

○Definition of student

- 1) Junior high school, high school, special needs school, university and vocational school (schools specified under Article 1 of the School Education Law) student
- 2) Student of correspondence high school or college, vocational school, or any other schools that are recognized by the town

○Notes regarding the use of the commuter pass

- 1) There are 1 and 3 month long passes available. Please note that the pass's validity period always starts from the first and ends at the last day of the respective month, and is not from the day the pass is purchased.
- 2) Please present your student ID when purchasing a student commuter pass.
- 3) The commuter pass is only valid for yourself. Others cannot use your pass.
- 4) Those with a physical, mental handicap, or mental disorder certificate with a photo attached can receive half off the commuter pass fare. However, please contact us in advance as this is managed by Japan Transport Co., Ltd.

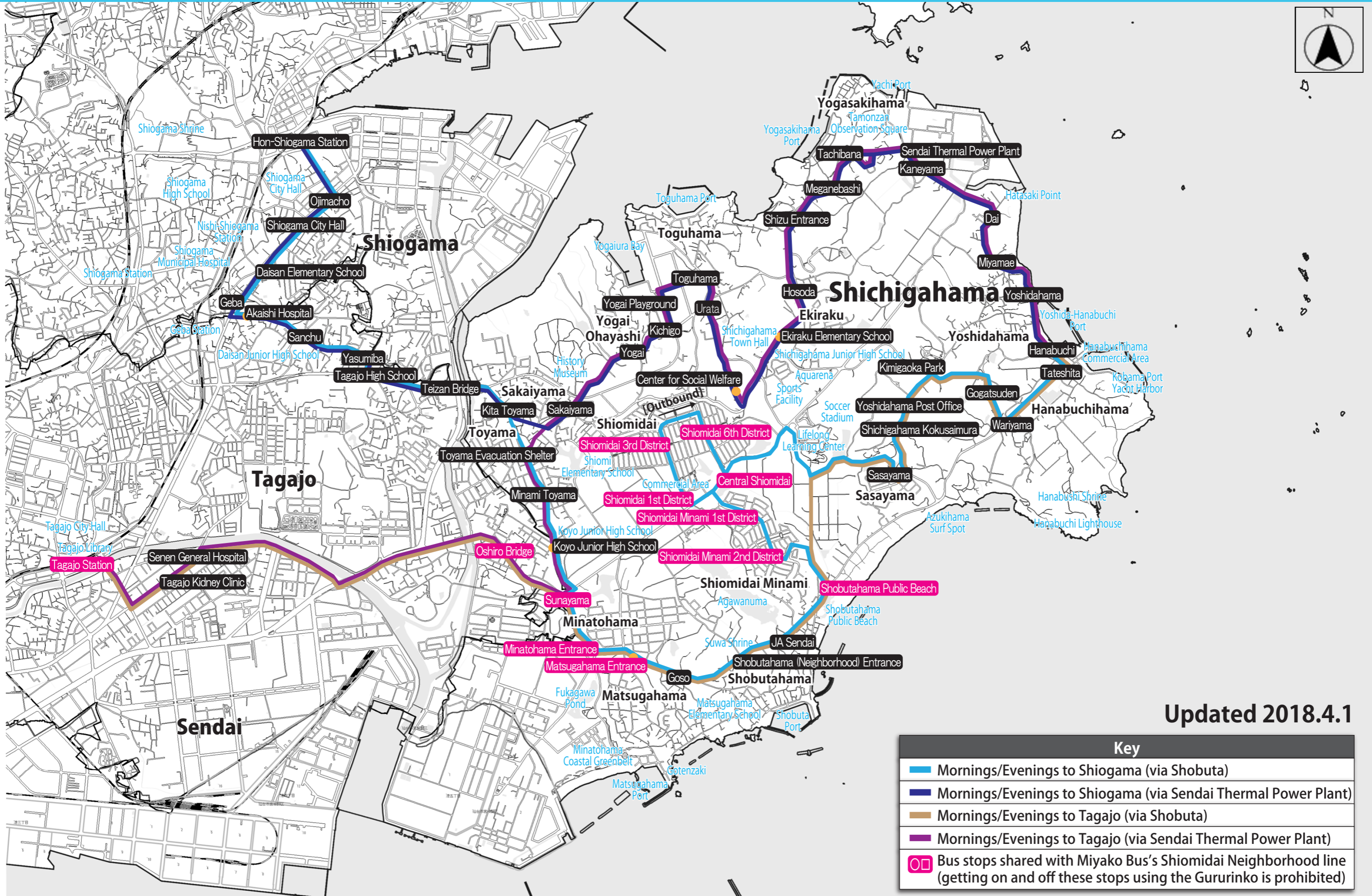
Japan Transport: Shiogama-shi, Shinhama-cho 1-15-24, Phone: 022-366-2511





Shichigahama Town Bus Gururinko [Morning/Evening Schedule]

[Morning and Evening Service Hours]
5:45 ~ 8:21 • 17:45 ~ 21:15

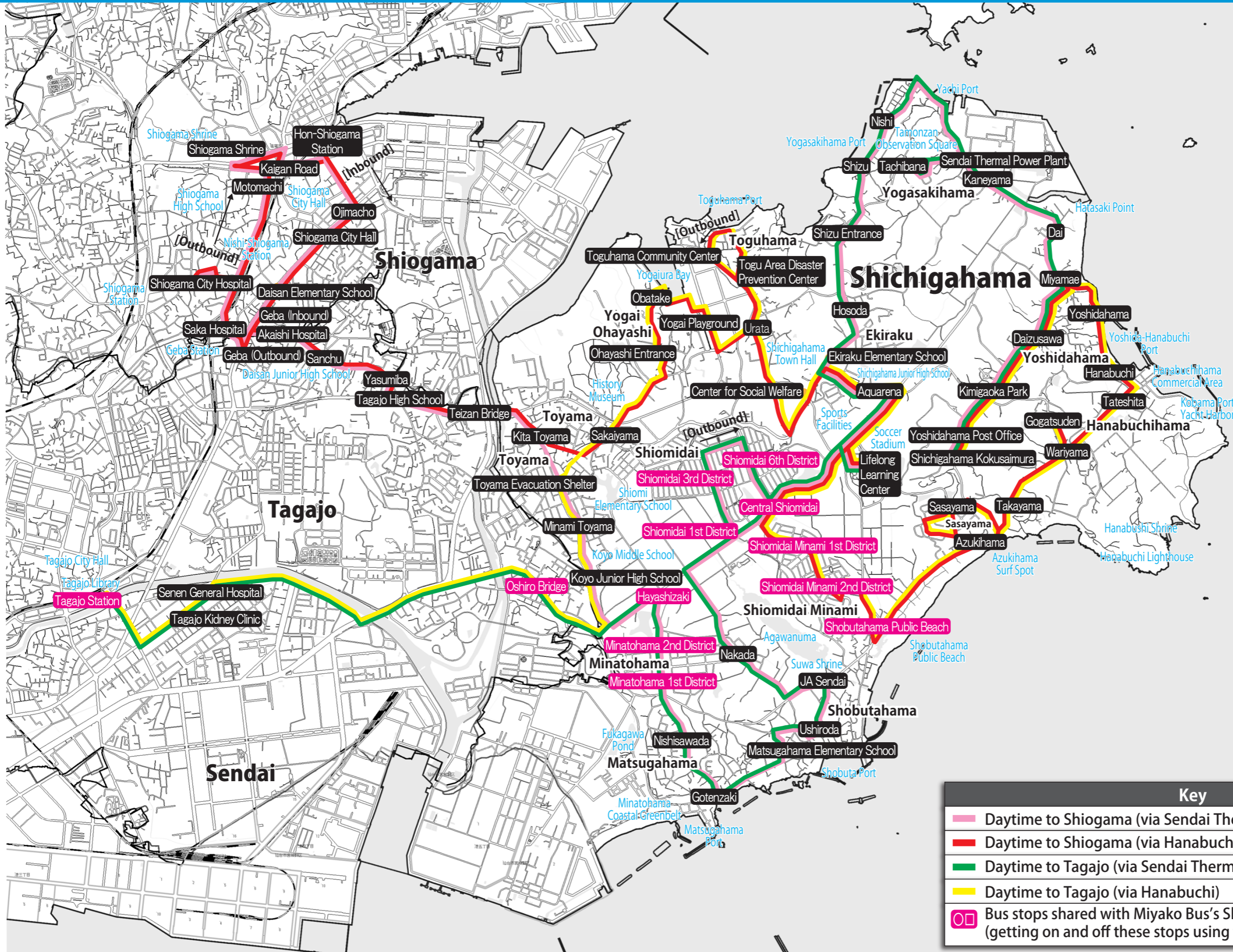


Updated 2018.4.1



Shichigahama Town Bus Gururinko [Daytime Schedule]

[Daytime Service Hours]
8:15 ~ 17:34



Updated 2018.4.1

Key	
	Daytime to Shioyama (via Sendai Thermal Power Plant)
	Daytime to Shioyama (via Hanabuchi)
	Daytime to Tagajo (via Sendai Thermal Power Plant)
	Daytime to Tagajo (via Hanabuchi)
	Bus stops shared with Miyako Bus's Shiomidai Neighborhood line (getting on and off these stops using the Gururinko is prohibited)

To Shiogama

Morning/Evening Schedule [From Hanabuchi to Hon-Shiogama Station]

Route Color	Dark Blue	Light Blue	Light Blue	Dark Blue	Dark Blue	Dark Blue	Light Blue		Light Blue	Dark Blue	Dark Blue
□ Bus Stop [Out of town fare]											
Hanabuchi	5:50	5:50	6:43	6:52	7:06	7:45	7:45		17:50	17:51	18:24
Yoshidahama	5:51	↓	↓	6:53	7:07	7:46	↓		↓	17:52	18:25
Miyamae	5:52	↓	↓	6:54	7:08	7:47	↓		↓	17:53	18:26
Dai	5:53	↓	↓	6:55	7:09	7:48	↓		↓	17:54	18:27
Kaneyama	5:54	↓	↓	6:56	7:10	7:49	↓		↓	17:55	18:28
Sendai Thermal Power Plant	5:55	↓	↓	6:57	7:11	7:50	↓		↓	17:56	18:29
Tachibana	5:56	↓	↓	6:58	7:12	7:51	↓		↓	17:57	18:30
Meganebashi	5:57	↓	↓	6:59	7:13	7:52	↓		↓	17:58	18:31
Shizu Entrance	5:58	↓	↓	7:00	7:14	7:53	↓		↓	17:59	18:32
Hosoda	5:59	↓	↓	7:01	7:15	7:54	↓		↓	18:00	18:33
Ekiraku Elementary School	6:00	↓	↓	7:02	7:16	7:55	↓		↓	18:01	18:34
Center for Social Welfare	6:01	↓	↓	7:03	7:17	7:56	↓		↓	18:02	18:35
Urata	6:02	↓	↓	7:04	7:18	7:57	↓		↓	18:03	18:36
Toguhama	6:03	↓	↓	7:05	7:19	7:58	↓		↓	18:04	18:37
Yogai Playground	6:04	↓	↓	7:06	7:20	7:59	↓		↓	18:05	18:38
Kichigo	6:05	↓	↓	7:07	7:21	8:00	↓		↓	18:06	18:39
Yogai	6:06	↓	↓	7:08	7:22	8:01	↓		↓	18:07	18:40
Sakaiyama	6:07	↓	↓	7:09	7:23	8:02	↓		↓	18:08	18:41
Tateshita	↓	5:51	6:44	↓	↓	↓	7:46		17:51	↓	↓
Wariyama	↓	5:52	6:45	↓	↓	↓	7:47		17:52	↓	↓
Gogatsuden	↓	5:53	6:46	↓	↓	↓	7:48		17:53	↓	↓
Kimigaoka Park	↓	5:54	6:47	↓	↓	↓	7:49		17:54	↓	↓
Yoshidahama Post Office	↓	5:54	6:47	↓	↓	↓	7:49		17:54	↓	↓
Shichigahama Kokusaimura	↓	5:55	6:48	↓	↓	↓	7:50		17:55	↓	↓
Sasayama	↓	5:56	6:49	↓	↓	↓	7:51		17:56	↓	↓
Central Shiomidai	↓	6:00	6:53	↓	↓	↓	7:55		18:00	↓	↓
Shiomidai 1st District	↓	6:00	6:53	↓	↓	↓	7:55		18:00	↓	↓
Shiomidai 3rd District	↓	6:01	6:54	↓	↓	↓	7:56		18:01	↓	↓
Shiomidai 6th District	↓	6:02	6:55	↓	↓	↓	7:57		18:02	↓	↓
Shiomidai Minami 1st District	↓	6:03	6:56	↓	↓	↓	7:58		18:03	↓	↓
Shiomidai Minami 2nd District	↓	6:04	6:57	↓	↓	↓	7:59		18:04	↓	↓
Shobutahama Public Beach	↓	6:05	6:58	↓	↓	↓	8:00		18:05	↓	↓
JA Sendai	↓	6:06	6:59	↓	↓	↓	8:01		18:06	↓	↓
Shobutahama (Neighborhood) Entrance	↓	6:07	7:00	↓	↓	↓	8:02		18:07	↓	↓
Goso	↓	6:08	7:01	↓	↓	↓	8:03		18:08	↓	↓
Matsugahama Entrance	↓	6:09	7:02	↓	↓	↓	8:04		18:09	↓	↓
Minatohama Entrance	↓	6:10	7:03	↓	↓	↓	8:05		18:10	↓	↓
Sunayama	↓	6:11	7:04	↓	↓	↓	8:06		18:11	↓	↓
Koyo Junior High School	↓	6:12	7:05	↓	↓	↓	8:07		18:12	↓	↓
Minami Toyama	↓	6:13	7:06	↓	↓	↓	8:08		18:13	↓	↓
Toyama Evacuation Shelter	↓	6:14	7:07	↓	↓	↓	8:09		18:14	↓	↓
Kita Toyama	6:08	6:15	7:08	7:10	7:24	8:03	8:10		18:15	18:09	18:42
Teizan Bridge	6:10	6:17	7:10	7:12	7:26	8:05	8:12		18:17	18:11	18:44
Tagajo High School	6:11	6:18	7:11	7:13	7:27	8:06	8:13		18:18	18:12	18:45
Yasumiba	6:12	6:19	7:12	7:14	7:28	8:07	8:14		18:19	18:13	18:46
Sanchu	6:13	6:20	7:13	7:15	7:29	8:08	8:15		18:20	18:14	18:47
Akaishi Hospital	6:14	6:21	7:14	7:16	7:30	8:09	8:16		18:21	18:15	18:48
Geba	6:15	6:22	7:15	7:17	7:31	8:10	8:17		18:22	18:16	18:49
Daisan Elementary School	6:16	6:23	7:16	7:18	7:32	8:11	8:18		18:23	18:17	18:50
Shiogama City Hall	6:17	6:24	7:17	7:19	7:33	8:12	8:19		18:24	18:18	18:51
Ojimacho	6:18	6:25	7:18	7:20	7:34	8:13	8:20		18:25	18:19	18:52
Hon-Shiogama Station	6:19	6:26	7:19	7:21	7:35	8:14	8:21		18:26	18:20	18:53

※Traveling within town is 100 yen.

□ Operates only on weekdays (no Sat, Sun, or holidays)

▣ Operates in direction of arrow

Shichigahama Town Bus Gururinko

Daytime Schedule [From Shichigahama Kokusaimura to Hon-Shiogama Station]

Outbound

Route Color	Red	Pink	Red	Pink	Pink	Red	Red	Red	Pink	Pink	Pink	Red	Pink
□ Bus Stop [Out of town fare]													
Shichigahama Kokusaimura	8:29	9:04	9:11	10:08	11:20	11:21	12:10	13:20	13:21	14:03	15:27	15:34	16:30
Yoshidahama Post Office	8:29	9:04	9:11	10:08	11:20	11:21	12:10	13:20	13:21	14:03	15:27	15:34	16:30
Kimigaoka Park	8:30	9:05	9:12	10:09	11:21	11:22	12:11	13:21	13:22	14:04	15:28	15:35	16:31
Daizusawa	8:31	9:06	9:13	10:10	11:22	11:23	12:12	13:22	13:23	14:05	15:29	15:36	16:32
Miyamae	8:32	9:07	9:14	10:11	11:23	11:24	12:13	13:23	13:24	14:06	15:30	15:37	16:33
Dai	↓	9:08	↓	10:12	11:24	↓	↓	↓	13:25	14:07	15:31	↓	16:34
Kaneyama	↓	9:09	↓	10:13	11:25	↓	↓	↓	13:26	14:08	15:32	↓	16:35
Sendai Thermal Power Plant	↓	9:10	↓	10:14	11:26	↓	↓	↓	13:27	14:09	15:33	↓	16:36
Tachibana	↓	9:11	↓	10:15	11:27	↓	↓	↓	13:28	14:10	15:34	↓	16:37
Nishi	↓	9:15	↓	10:19	11:31	↓	↓	↓	13:32	14:14	15:38	↓	16:41
Shizu	↓	9:16	↓	10:20	11:32	↓	↓	↓	13:33	14:15	15:39	↓	16:42
Shizu Entrance	↓	9:17	↓	10:21	11:33	↓	↓	↓	13:34	14:16	15:40	↓	16:43
Hosoda	↓	9:18	↓	10:22	11:34	↓	↓	↓	13:35	14:17	15:41	↓	16:44
Ekiraku Elementary School	↓	9:19	↓	10:23	11:35	↓	↓	↓	13:36	14:18	15:42	↓	16:45
Yoshidahama	8:33	↓	9:15	↓	↓	11:25	12:14	13:24	↓	↓	↓	15:38	↓
Hanabuchi	8:34	↓	9:16	↓	↓	11:26	12:15	13:25	↓	↓	↓	15:39	↓
Tateshita	8:35	↓	9:17	↓	↓	11:27	12:16	13:26	↓	↓	↓	15:40	↓
Wariyama	8:36	↓	9:18	↓	↓	11:28	12:17	13:27	↓	↓	↓	15:41	↓
Gogatsuden	8:37	↓	9:19	↓	↓	11:29	12:18	13:28	↓	↓	↓	15:42	↓
Takayama	8:39	↓	9:21	↓	↓	11:31	12:20	13:30	↓	↓	↓	15:44	↓
Sasayama	8:40	↓	9:22	↓	↓	11:32	12:21	13:31	↓	↓	↓	15:45	↓
Azukihama	8:42	↓	9:24	↓	↓	11:34	12:23	13:33	↓	↓	↓	15:47	↓
Shobutahama Public Beach	8:43	↓	9:25	↓	↓	11:35	12:24	13:34	↓	↓	↓	15:48	↓
Shiomidai Minami 2nd District	8:44	↓	9:26	↓	↓	11:36	12:25	13:35	↓	↓	↓	15:49	↓
Shiomidai Minami 1st District	8:45	↓	9:27	↓	↓	11:37	12:26	13:36	↓	↓	↓	15:50	↓
Aquarena	8:50	9:20	9:32	10:24	11:36	11:42	12:31	13:41	13:37	14:19	15:43	15:55	16:46
Lifelong Learning Center	8:48	9:22	9:30	10:26	11:38	11:40	12:29	13:39	13:39	14:21	15:45	15:53	16:48
Central Shiomidai	8:46	9:24	9:28	10:28	11:40	11:38	12:27	13:37	13:41	14:23	15:47	15:51	16:50
Shiomidai 1st District	↓	9:24	↓	10:28	11:40	↓	↓	↓	13:41	14:23	15:47	↓	16:50
Shiomidai 3rd District	↓	9:25	↓	10:29	11:41	↓	↓	↓	13:42	14:24	15:48	↓	16:51
Shiomidai 6th District	↓	9:26	↓	10:30	11:42	↓	↓	↓	13:43	14:25	15:49	↓	16:52
Nakada	↓	9:29	↓	10:33	11:45	↓	↓	↓	13:46	14:28	15:52	↓	16:55
JA Sendai	↓	9:30	↓	10:34	11:46	↓	↓	↓	13:47	14:29	15:53	↓	16:56
Ushiroda	↓	9:31	↓	10:35	11:47	↓	↓	↓	13:48	14:30	15:54	↓	16:57
Matsugahama Elementary School	↓	9:32	↓	10:36	11:48	↓	↓	↓	13:49	14:31	15:55	↓	16:58
Gotenzaki	↓	9:34	↓	10:38	11:50	↓	↓	↓	13:51	14:33	15:57	↓	17:00
Nishisawada	↓	9:35	↓	10:39	11:51	↓	↓	↓	13:52	14:34	15:58	↓	17:01
Minatohama 1st District	↓	9:36	↓	10:40	11:52	↓	↓	↓	13:53	14:35	15:59	↓	17:02
Minatohama 2nd District	↓	9:37	↓	10:41	11:53	↓	↓	↓	13:54	14:36	16:00	↓	17:03
Hayashizaki	↓	9:38	↓	10:42	11:54	↓	↓	↓	13:55	14:37	16:01	↓	17:04
Koyo Junior High School	↓	9:39	↓	10:43	11:55	↓	↓						

Route Color		Brown	Purple	Brown	Purple		Brown	Purple	Brown	Purple
□Bus Stop	[Out of town fare]									
Hanabuchi	350 yen (200 yen)	5:45	5:45	6:49	6:37		18:01	18:09	19:14	19:22
Tateshita		5:46	↓	6:50	↓		18:02	↓	19:15	↓
Wariyama		5:47	↓	6:51	↓		18:03	↓	19:16	↓
Gogatsuden		5:48	↓	6:52	↓		18:04	↓	19:17	↓
Kimigaoka Park		5:49	↓	6:53	↓		18:05	↓	19:18	↓
Yoshidahama Post Office		5:49	↓	6:53	↓		18:05	↓	19:18	↓
Shichigahama Kokusaimura		5:50	↓	6:54	↓		18:06	↓	19:19	↓
Sasayama	300 yen (200 yen)	5:51	↓	6:55	↓		18:07	↓	19:20	↓
Shobutahama Public Beach	300 yen	5:54	↓	6:58	↓		18:10	↓	19:23	↓
JA Sendai	300 yen (200 yen)	5:55	↓	6:59	↓		18:11	↓	19:24	↓
Shobutahama (Neighborhood) Entrance	300 yen (200 yen)	5:56	↓	7:00	↓		18:12	↓	19:25	↓
Goso	200 yen (150 yen)	5:57	↓	7:01	↓		18:13	↓	19:26	↓
Matsugahama Entrance	200 yen	5:58	↓	7:02	↓		18:14	↓	19:27	↓
Minatohama Entrance		5:59	↓	7:03	↓		18:15	↓	19:28	↓
Sunayama		6:00	↓	7:04	↓		18:16	↓	19:29	↓
Yoshidahama	350 yen (200 yen)	↓	5:46	↓	6:38		↓	18:10	↓	19:23
Miyamae		↓	5:47	↓	6:39		↓	18:11	↓	19:24
Dai		↓	5:48	↓	6:40		↓	18:12	↓	19:25
Kaneyama		↓	5:49	↓	6:41		↓	18:13	↓	19:26
Sendai Thermal Power Plant	300 yen (200 yen)	↓	5:50	↓	6:42		↓	18:14	↓	19:27
Tachibana		↓	5:51	↓	6:43		↓	18:15	↓	19:28
Meganebashi		↓	5:52	↓	6:44		↓	18:16	↓	19:29
Shizu Entrance		↓	5:53	↓	6:45		↓	18:17	↓	19:30
Hosoda		↓	5:54	↓	6:46		↓	18:18	↓	19:31
Ekiraku Elementary School		↓	5:55	↓	6:47		↓	18:19	↓	19:32
Center for Social Welfare		↓	5:56	↓	6:48		↓	18:20	↓	19:33
Urata	200 yen (150 yen)	↓	5:57	↓	6:49		↓	18:21	↓	19:34
Toguhama		↓	5:58	↓	6:50		↓	18:22	↓	19:35
Yogai Playground		↓	5:59	↓	6:51		↓	18:23	↓	19:36
Kichigo		↓	6:00	↓	6:52		↓	18:24	↓	19:37
Yogai		↓	6:01	↓	6:53		↓	18:25	↓	19:38
Sakaiyama		↓	6:02	↓	6:54		↓	18:26	↓	19:39
Toyama Evacuation Shelter	200 yen (100 yen)	↓	6:03	↓	6:55		↓	18:27	↓	19:40
Minami Toyama		↓	6:04	↓	6:56		↓	18:28	↓	19:41
Koyo Junior High School		↓	6:05	↓	6:57		↓	18:29	↓	19:42
Oshiro Bridge	200 yen	6:01	6:07	7:05	6:59		18:17	18:31	19:30	19:44
Senen General Hospital		6:07	6:13	7:11	7:05		18:23	18:37	19:36	19:50
Tagajo Kidney Clinic		6:08	6:14	7:12	7:06		18:24	18:38	19:37	19:51
Tagajo Station		6:12	6:18	7:16	7:10		18:28	18:42	19:41	19:55

※Traveling within town is 100 yen.
 ※Fares in parentheses are for up to the Oshiro Bridge stop.

 Operates in direction of arrow

• The Shichigahama town bus “Gururinko” going to Tagajo has the same schedule regardless of the day of the week. (Please note that the schedule does differ depending on time of day)

Route Color		Yellow	Green	Green	Yellow	Yellow	Green	Green	Yellow	Yellow	Green	
□Bus Stop	[Out of town fare]											
Shichigahama Kokusaimura	350 yen (200 yen)	8:15	8:27	10:06	10:18	12:02	12:14	13:54	14:02	15:45	15:53	
Yoshidahama Post Office		8:15	8:27	10:06	10:18	12:02	12:14	13:54	14:02	15:45	15:53	
Kimigaoka Park		8:16	8:28	10:07	10:19	12:03	12:15	13:55	14:03	15:46	15:54	
Daizusawa		8:17	8:29	10:08	10:20	12:04	12:16	13:56	14:04	15:47	15:55	
Miyamae		8:18	8:30	10:09	10:21	12:05	12:17	13:57	14:05	15:48	15:56	
Dai		↓	8:31	10:10	↓	↓	12:18	13:58	↓	↓	15:57	
Kaneyama		↓	8:32	10:11	↓	↓	12:19	13:59	↓	↓	15:58	
Sendai Thermal Power Plant		300 yen (200 yen)	↓	8:33	10:12	↓	↓	12:20	14:00	↓	↓	15:59
Tachibana			↓	8:34	10:13	↓	↓	12:21	14:01	↓	↓	16:00
Nishi			↓	8:38	10:17	↓	↓	12:25	14:05	↓	↓	16:04
Shizu	↓		8:39	10:18	↓	↓	12:26	14:06	↓	↓	16:05	
Shizu Entrance	↓		8:40	10:19	↓	↓	12:27	14:07	↓	↓	16:06	
Hosoda	↓		8:41	10:20	↓	↓	12:28	14:08	↓	↓	16:07	
Ekiraku Elementary School	↓		8:42	10:21	↓	↓	12:29	14:09	↓	↓	16:08	
Yoshidahama	350 yen (200 yen)	8:19	↓	↓	10:22	12:06	↓	↓	14:06	15:49	↓	
Hanabuchi		8:20	↓	↓	10:23	12:07	↓	↓	14:07	15:50	↓	
Tateshita		8:21	↓	↓	10:24	12:08	↓	↓	14:08	15:51	↓	
Wariyama		8:22	↓	↓	10:25	12:09	↓	↓	14:09	15:52	↓	
Gogatsuden	300 yen (200 yen)	8:23	↓	↓	10:26	12:10	↓	↓	14:10	15:53	↓	
Takayama		8:25	↓	↓	10:28	12:12	↓	↓	14:12	15:55	↓	
Sasayama		8:26	↓	↓	10:29	12:13	↓	↓	14:13	15:56	↓	
Azukihamama	300 yen	8:28	↓	↓	10:31	12:15	↓	↓	14:15	15:58	↓	
Shobutahama Public Beach		8:30	↓	↓	10:33	12:17	↓	↓	14:17	16:00	↓	
Shiomidai Minami 2nd District		8:31	↓	↓	10:34	12:18	↓	↓	14:18	16:01	↓	
Shiomidai Minami 1st District	300 yen (200 yen)	8:32	↓	↓	10:35	12:19	↓	↓	14:19	16:02	↓	
Aquarena		8:37	8:43	10:22	10:40	12:24	12:30	14:10	14:24	16:07	16:09	
Lifelong Learning Center	300 yen	8:35	8:45	10:24	10:38	12:22	12:32	14:12	14:22	16:05	16:11	
Central Shiomidai		8:33	8:47	10:26	10:36	12:20	12:34	14:14	14:20	16:03	16:13	
Shiomidai 1st District		↓	8:47	10:26	↓	↓	12:34	14:14	↓	↓	16:13	
Shiomidai 3rd District		↓	8:48	10:27	↓	↓	12:35	14:15	↓	↓	16:14	
Shiomidai 6th District		↓	8:49	10:28	↓	↓	12:36	14:16	↓	↓	16:15	
Nakada		300 yen (200 yen)	↓	8:52	10:31	↓	↓	12:39	14:19	↓	↓	16:18
JA Sendai	300 yen (150 yen)	↓	8:53	10:32	↓	↓	12:40	14:20	↓	↓	16:19	
Ushiroda		↓	8:54	10:33	↓	↓	12:41	14:21	↓	↓	16:20	
Matsugahama Elementary School	200 yen (150 yen)	↓	8:55	10:34	↓	↓	12:42	14:22	↓	↓	16:21	
Gotenzaki		↓	8:57	10:36	↓	↓	12:44	14:24	↓	↓	16:23	
Nishisawada		↓	8:58	10:37	↓	↓	12:45	14:25	↓	↓	16:24	
Minatohama 1st District	200 yen	↓	8:59	10:38	↓	↓	12:46	14:26	↓	↓	16:25	
Minatohama 2nd District		↓	9:00	10:39	↓	↓	12:47	14:27	↓	↓	16:26	
Hayashizaki		↓	9:01	10:40	↓	↓	12:48	14:28	↓	↓	16:27	
Center for Social Welfare		300 yen (200 yen)	8:39	↓	↓	10:42	12:26	↓	↓	14:26	16:09	↓
Urata	200 yen (150 yen)	8:40	↓	↓	10:43	12:27	↓	↓	14:27	16:10	↓	
Togu Area Disaster Prevention Center		8:41	↓	↓	10:44	12:28	↓	↓	14:28	16:11	↓	
Toguhama Community Center		8:43	↓	↓	10:46	12:30	↓	↓	14:30	16:13	↓	
Yogai Playground		8:45	↓	↓	10:48	12:32	↓	↓	14:32	16:15	↓	
Obatake		8:46	↓	↓	10:49	12:33	↓	↓	14:33	16:16	↓	
Ohayashi Entrance		8:48	↓	↓	10:51	12:35	↓	↓	14:35	16:18	↓	
Sakaiyama		8:50	↓	↓	10:53	12:37	↓	↓	14:37	16:20	↓	
Toyama Evacuation Shelter	200 yen (100 yen)	8:51	↓	↓	10:54	12:38	↓	↓	14:38	16:21	↓	
Minami Toyama		8:52	↓	↓	10:55	12:39	↓	↓	14:39	16:22	↓	
Koyo Junior High School		8:53	↓	↓	10:56	12:40	↓	↓	14:40	16:23	↓	
Oshiro Bridge	200 yen	8:55	9:03	10:42	10:58	12:42	12:50	14:30	14:42	16:25	16:29	
Senen General Hospital		9:01	9:09	10:48	11:04	12:48	12:56	14:36	14:48	16:31	16:35	
Tagajo Kidney Clinic		9:02	9:10	10:49	11:05	12:49	12:57	14:37	14:49	16:32	16:36	
Tagajo Station		9:06	9:14	10:53	11:09	12:53	13:01	14:41	14:53	16:36	16:40	

※Traveling within town is 100 yen. ※Fares in parentheses are for up to the Oshiro Bridge stop.

To Shichigahama Morning/Evening Schedule [From Hon-Shiogama Station to Hanabuchi]

Route Color	Light Blue	Dark Blue	Dark Blue	Light Blue	Dark Blue	Light Blue	Light Blue	Dark Blue	Dark Blue	Light Blue	Dark Blue		
												Weekdays Only	Weekdays Only
[Out of town fare]													
□ Bus Stop													
Hon-Shiogama Station	6:25	7:40		17:45	18:25	18:31	18:58	19:35	19:36	20:09	20:30	20:36	
Ojimacho	6:26	7:41		17:46	18:26	18:32	18:59	19:36	19:37	20:10	20:31	20:37	
Shiogama City Hall	6:27	7:42		17:47	18:27	18:33	19:00	19:37	19:38	20:11	20:32	20:38	
Daisan Elementary School	6:28	7:43		17:48	18:28	18:34	19:01	19:38	19:39	20:12	20:33	20:39	
Geba	6:29	7:44		17:49	18:29	18:35	19:02	19:39	19:40	20:13	20:34	20:40	
Akaishi Hospital	6:30	7:45		17:50	18:30	18:36	19:03	19:40	19:41	20:14	20:35	20:41	
Sanchu	6:31	7:46		17:51	18:31	18:37	19:04	19:41	19:42	20:15	20:36	20:42	
Yasumiba	6:32	7:47		17:52	18:32	18:38	19:05	19:42	19:43	20:16	20:37	20:43	
Tagajo High School	6:33	7:48		17:53	18:33	18:39	19:06	19:43	19:44	20:17	20:38	20:44	
Teizan Bridge	6:34	7:49		17:54	18:34	18:40	19:07	19:44	19:45	20:18	20:39	20:45	
Kita Toyama	150 yen	7:51		17:56	18:36	18:42	19:09	19:46	19:47	20:20	20:41	20:47	
Toyama Evacuation Shelter		6:37	↓	↓	18:37	↓	19:10	19:47	↓	↓	20:42	↓	
Minami Toyama		6:38	↓	↓	18:38	↓	19:11	19:48	↓	↓	20:43	↓	
Koyo Junior High School		6:39	↓	↓	18:39	↓	19:12	19:49	↓	↓	20:44	↓	
Sunayama	200 yen	6:40	↓	↓	18:40	↓	19:13	19:50	↓	↓	20:45	↓	
Minatohama Entrance		6:41	↓	↓	18:41	↓	19:14	19:51	↓	↓	20:46	↓	
Matsugahama Entrance		6:42	↓	↓	18:42	↓	19:15	19:52	↓	↓	20:47	↓	
Goso		6:43	↓	↓	18:43	↓	19:16	19:53	↓	↓	20:48	↓	
Shobutahama Neighborhood Entrance		6:44	↓	↓	18:44	↓	19:17	19:54	↓	↓	20:49	↓	
JA Sendai		6:45	↓	↓	18:45	↓	19:18	19:55	↓	↓	20:50	↓	
Shobutahama Public Beach		6:46	↓	↓	18:46	↓	19:19	19:56	↓	↓	20:51	↓	
Shiomidai Minami 2nd District		6:47	↓	↓	18:47	↓	19:20	19:57	↓	↓	20:52	↓	
Shiomidai Minami 1st District		6:48	↓	↓	18:48	↓	19:21	19:58	↓	↓	20:53	↓	
Shiomidai 6th District	300 yen	6:49	↓	↓	18:49	↓	19:22	19:59	↓	↓	20:54	↓	
Shiomidai 3rd District		6:50	↓	↓	18:50	↓	19:23	20:00	↓	↓	20:55	↓	
Shiomidai 1st District		6:50	↓	↓	18:50	↓	19:23	20:00	↓	↓	20:55	↓	
Central Shiomidai		6:51	↓	↓	18:51	↓	19:24	20:01	↓	↓	20:56	↓	
Sasayama		6:55	↓	↓	18:55	↓	19:28	20:05	↓	↓	21:00	↓	
Shichigahama Kokusaimura		6:56	↓	↓	18:56	↓	19:29	20:06	↓	↓	21:01	↓	
Yoshidahama Post Office		6:56	↓	↓	18:56	↓	19:29	20:06	↓	↓	21:01	↓	
Kimigaoka Park		6:57	↓	↓	18:57	↓	19:30	20:07	↓	↓	21:02	↓	
Gogatsuden	350 yen	6:58	↓	↓	18:58	↓	19:31	20:08	↓	↓	21:03	↓	
Wariyama		6:59	↓	↓	18:59	↓	19:32	20:09	↓	↓	21:04	↓	
Tateshita		7:00	↓	↓	19:00	↓	19:33	20:10	↓	↓	21:05	↓	
Sakaiyama		↓	7:52		17:57	↓	18:43	↓	↓	19:48	20:21	↓	20:48
Yogai		↓	7:53		17:58	↓	18:44	↓	↓	19:49	20:22	↓	20:49
Kichigo		↓	7:54		17:59	↓	18:45	↓	↓	19:50	20:23	↓	20:50
Yogai Playground	200 yen	↓	7:55		18:00	↓	18:46	↓	↓	19:51	20:24	↓	20:51
Toguhama		↓	7:56		18:01	↓	18:47	↓	↓	19:52	20:25	↓	20:52
Urata		↓	7:57		18:02	↓	18:48	↓	↓	19:53	20:26	↓	20:53
Center for Social Welfare		↓	7:58		18:03	↓	18:49	↓	↓	19:54	20:27	↓	20:54
Ekiraku Elementary School		↓	7:59		18:04	↓	18:50	↓	↓	19:55	20:28	↓	20:55
Hosoda		↓	8:00		18:05	↓	18:51	↓	↓	19:56	20:29	↓	20:56
Shizu Entrance	300 yen	↓	8:01		18:06	↓	18:52	↓	↓	19:57	20:30	↓	20:57
Meganebashi		↓	8:02		18:07	↓	18:53	↓	↓	19:58	20:31	↓	20:58
Tachibana		↓	8:03		18:08	↓	18:54	↓	↓	19:59	20:32	↓	20:59
Sendai Thermal Power Plant		↓	8:04		18:09	↓	18:55	↓	↓	20:00	20:33	↓	21:00
Kaneyama		↓	8:05		18:10	↓	18:56	↓	↓	20:01	20:34	↓	21:01
Dai		↓	8:06		18:11	↓	18:57	↓	↓	20:02	20:35	↓	21:02
Miyamae	350 yen	↓	8:07		18:12	↓	18:58	↓	↓	20:03	20:36	↓	21:03
Yoshidahama		↓	8:08		18:13	↓	18:59	↓	↓	20:04	20:37	↓	21:04
Hanabuchi		7:01	8:09		18:14	19:01	19:00	19:34	20:11	20:05	20:38	21:06	21:05

※Traveling within town is 100 yen. □ Operates only on weekdays (no Sat, Sun, or holidays)

▤ Operates in direction of arrow

Daytime Schedule [From Hon-Shiogama Station to Shichigahama Kokusaimura] Inbound

Route Color	Pink	Red	Pink	Pink	Red	Red	Red	Pink	Pink	Pink	Red	
												Weekdays Only
[Out of town fare]												
□ Bus Stop												
Hon-Shiogama Station	10:11	10:15	11:11	12:25	12:27	13:10	14:21	14:25	15:06	16:31	16:35	
Ojimacho	10:12	10:16	11:12	12:26	12:28	13:11	14:22	14:26	15:07	16:32	16:36	
Shiogama City Hall	10:13	10:17	11:13	12:27	12:29	13:12	14:23	14:27	15:08	16:33	16:37	
Daisan Elementary School	10:14	10:18	11:14	12:28	12:30	13:13	14:24	14:28	15:09	16:34	16:38	
Geba	10:15	10:19	11:15	12:29	12:31	13:14	14:25	14:29	15:10	16:35	16:39	
Akaishi Hospital	10:16	10:20	11:16	12:30	12:32	13:15	14:26	14:30	15:11	16:36	16:40	
Sanchu	10:17	10:21	11:17	12:31	12:33	13:16	14:27	14:31	15:12	16:37	16:41	
Yasumiba	10:18	10:22	11:18	12:32	12:34	13:17	14:28	14:32	15:13	16:38	16:42	
Tagajo High School	10:19	10:23	11:19	12:33	12:35	13:18	14:29	14:33	15:14	16:39	16:43	
Teizan Bridge	10:20	10:24	11:20	12:34	12:36	13:19	14:30	14:34	15:15	16:40	16:44	
Kita Toyama	150 yen	10:22	10:26	11:22	12:36	12:38	13:21	14:32	14:36	15:17	16:42	16:46
Toyama Evacuation Shelter		10:23	↓	11:23	12:37	↓	↓	↓	14:37	15:18	16:43	↓
Minami Toyama		10:24	↓	11:24	12:38	↓	↓	↓	14:38	15:19	16:44	↓
Koyo Junior High School		10:25	↓	11:25	12:39	↓	↓	↓	14:39	15:20	16:45	↓
Hayashizaki		10:26	↓	11:26	12:40	↓	↓	↓	14:40	15:21	16:46	↓
Minatohama 2nd District	200 yen	10:27	↓	11:27	12:41	↓	↓	↓	14:41	15:22	16:47	↓
Minatohama 1st District		10:28	↓	11:28	12:42	↓	↓	↓	14:42	15:23	16:48	↓
Nishisawada		10:29	↓	11:29	12:43	↓	↓	↓	14:43	15:24	16:49	↓
Gotenzaki		10:30	↓	11:30	12:44	↓	↓	↓	14:44	15:25	16:50	↓
Matsugahama Elementary School		10:32	↓	11:32	12:46	↓	↓	↓	14:46	15:27	16:52	↓
Ushiroda		10:33	↓	11:33	12:47	↓	↓	↓	14:47	15:28	16:53	↓
JA Sendai		10:34	↓	11:34	12:48	↓	↓	↓	14:48	15:29	16:54	↓
Nakada		10:35	↓	11:35	12:49	↓	↓	↓	14:49	15:30	16:55	↓
Shiomidai 6th District	300 yen	10:38	↓	11:38	12:52	↓	↓	↓	14:52	15:33	16:58	↓
Shiomidai 3rd District		10:39	↓	11:39	12:53	↓	↓	↓	14:53	15:34	16:59	↓
Shiomidai 1st District		10:39	↓	11:39	12:53	↓	↓	↓	14:53	15:34	16:59	↓
Sakaiyama		↓	10:27	↓	↓	12:39	13:22	14:33	↓	↓	↓	16:47
Ohayashi Entrance		↓	10:29	↓	↓	12:41	13:24	14:35	↓	↓	↓	16:49
Obatake		↓	10:31	↓	↓	12:43	13:26	14:37	↓	↓	↓	16:51
Yogai Playground	200 yen	↓	10:32	↓	↓	12:44	13:27	14:38	↓	↓	↓	16:52
Toguhama Community Center		↓	10:34	↓	↓	12:46	13:29	14:40	↓	↓	↓	16:54
Togu Area Disaster Prevention Center		↓	10:36	↓	↓	12:48	13:31	14:42	↓	↓	↓	16:56
Urata		↓	10:37	↓	↓	12:49	13:32	14:43	↓	↓	↓	16:57
Center for Social Welfare		↓	10:38	↓	↓	12:50	13:33	14:44	↓	↓	↓	16:58
Central Shiomidai		10:40	10:44	11:40	12:54	12:56	13:39	14:50	14:54	15:35	17:00	17:04
Lifelong Learning Center		10:42	10:42	11:42	12:56	12:54	13:37	14:48	14:56	15:37	17:02	17:02
Aquarena		10:44	10:40	11:44	12:58	12:52	13:35	14:46	14:58	15:39	17:04	17:00
Ekiraku Elementary School		10:45	↓	11:45	12:59	↓	↓	↓	14:59	15:40	17:05	↓
Hosoda	300 yen	10:46										

Route Color		Brown	Purple		Purple	Brown	Purple	Brown	Purple	Brown
-------------	--	-------	--------	--	--------	-------	--------	-------	--------	-------

□ Bus Stop [Out of town fare]

Tagajo Station		7:15	7:21		18:33	18:47	19:46	20:00	20:42	20:50
Tagajo Kidney Clinic	200 yen	7:17	7:23		18:35	18:49	19:48	20:02	20:44	20:52
Senen General Hospital		7:18	7:24		18:36	18:50	19:49	20:03	20:45	20:53
Oshiro Bridge		7:24	7:30		18:42	18:56	19:55	20:09	20:51	20:59
Sunayama		200 yen	7:25	↓		↓	18:57	↓	20:10	↓
Minatohama Entrance	7:26		↓		↓	18:58	↓	20:11	↓	21:01
Matsugahama Entrance	7:27		↓		↓	18:59	↓	20:12	↓	21:02
Goso	200 yen (150 yen)	7:28	↓		↓	19:00	↓	20:13	↓	21:03
Shobutahama Entrance	300 yen (200 yen)	7:29	↓		↓	19:01	↓	20:14	↓	21:04
JA Sendai		7:30	↓		↓	19:02	↓	20:15	↓	21:05
Shobutahama Public Beach	300 yen	7:31	↓		↓	19:03	↓	20:16	↓	21:06
Sasayama	300 yen (200 yen)	7:34	↓		↓	19:06	↓	20:19	↓	21:09
Shichigahama Kokusaimura	350 yen (200 yen)	7:35	↓		↓	19:07	↓	20:20	↓	21:10
Yoshidahama Post Office		7:35	↓		↓	19:07	↓	20:20	↓	21:10
Kimigaoka Park		7:36	↓		↓	19:08	↓	20:21	↓	21:11
Gogatsuden		7:37	↓		↓	19:09	↓	20:22	↓	21:12
Wariyama		7:38	↓		↓	19:10	↓	20:23	↓	21:13
Tateshita		7:39	↓		↓	19:11	↓	20:24	↓	21:14
Koyo Junior High School		200 yen (100 yen)	↓	7:32		18:44	↓	19:57	↓	20:53
South Toyama	↓		7:33		18:45	↓	19:58	↓	20:54	↓
Toyama Evacuation Shelter	↓		7:34		18:46	↓	19:59	↓	20:55	↓
Sakaiyama	200 yen (150 yen)	↓	7:35		18:47	↓	20:00	↓	20:56	↓
Yogai		↓	7:36		18:48	↓	20:01	↓	20:57	↓
Kichigo		↓	7:37		18:49	↓	20:02	↓	20:58	↓
Yogai Playground		↓	7:38		18:50	↓	20:03	↓	20:59	↓
Toguhama		↓	7:39		18:51	↓	20:04	↓	21:00	↓
Urata		↓	7:40		18:52	↓	20:05	↓	21:01	↓
Center for Social Welfare		300 yen (200 yen)	↓	7:41		18:53	↓	20:06	↓	21:02
Ekiraku Elementary School	↓		7:42		18:54	↓	20:07	↓	21:03	↓
Hosoda	↓		7:43		18:55	↓	20:08	↓	21:04	↓
Shizu Entrance	↓		7:44		18:56	↓	20:09	↓	21:05	↓
Meganebashi	↓		7:45		18:57	↓	20:10	↓	21:06	↓
Tachibana	↓		7:46		18:58	↓	20:11	↓	21:07	↓
Sendai Thermal Power Plant	↓		7:47		18:59	↓	20:12	↓	21:08	↓
Kaneyama	350 yen (200 yen)	↓	7:48		19:00	↓	20:13	↓	21:09	↓
Dai		↓	7:49		19:01	↓	20:14	↓	21:10	↓
Miyamae		↓	7:50		19:02	↓	20:15	↓	21:11	↓
Yoshidahama		↓	7:51		19:03	↓	20:16	↓	21:12	↓
Hanabuchi		7:40	7:52		19:04	19:12	20:17	20:25	21:13	21:15

※Travelling within town is 100 yen.
 ※Prices in parentheses are for up to the Oshiro Bridge stop.

↔ Operates in direction of arrow

• The Shichigahama Town Bus “Gururinko” going to the Tagajo has the same schedule regardless of the day of the week. (Please note that the schedule does differ depending on time of day)

Route Color		Green	Yellow	Yellow	Green	Yellow	Green	Yellow	Green	Green	Yellow
-------------	--	-------	--------	--------	-------	--------	-------	--------	-------	-------	--------

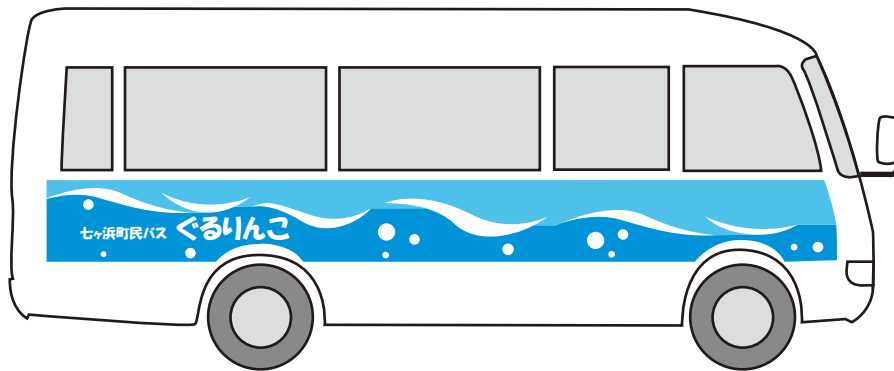
□ Bus Stop [Out of town fare]

Tagajo Station		9:11	9:19	10:58	11:14	12:58	13:06	14:46	14:58	16:41	16:45
Tagajo Kidney Clinic	200 yen	9:13	9:21	11:00	11:16	13:00	13:08	14:48	15:00	16:43	16:47
Senen General Hospital		9:14	9:22	11:01	11:17	13:01	13:09	14:49	15:01	16:44	16:48
Oshiro Bridge		9:20	9:28	11:07	11:23	13:07	13:15	14:55	15:07	16:50	16:54
Koyo Junior High School		200 yen (100 yen)	↓	9:30	11:09	↓	13:09	↓	14:57	↓	↓
Minami Toyama	↓		9:31	11:10	↓	13:10	↓	14:58	↓	↓	16:57
Toyama Evacuation Shelter	↓		9:32	11:11	↓	13:11	↓	14:59	↓	↓	16:58
Sakaiyama	200 yen (150 yen)	↓	9:33	11:12	↓	13:12	↓	15:00	↓	↓	16:59
Ohayashi Entrance		↓	9:35	11:14	↓	13:14	↓	15:02	↓	↓	17:01
Obatake		↓	9:37	11:16	↓	13:16	↓	15:04	↓	↓	17:03
Yogai Playground		↓	9:38	11:17	↓	13:17	↓	15:05	↓	↓	17:04
Toguhama Community Center		↓	9:40	11:19	↓	13:19	↓	15:07	↓	↓	17:06
Togu Area Disaster Prevention Center		↓	9:42	11:21	↓	13:21	↓	15:09	↓	↓	17:08
Urata		↓	9:43	11:22	↓	13:22	↓	15:10	↓	↓	17:09
Center for Social Welfare	300 yen (200 yen)	↓	9:44	11:23	↓	13:23	↓	15:11	↓	↓	17:10
Hayashizaki	200 yen	9:22	↓	↓	11:25	↓	13:17	↓	15:09	16:52	↓
Minatohama 2nd District		9:23	↓	↓	11:26	↓	13:18	↓	15:10	16:53	↓
Minatohama 1st District		9:24	↓	↓	11:27	↓	13:19	↓	15:11	16:54	↓
Nishisawada	200 yen (150 yen)	9:25	↓	↓	11:28	↓	13:20	↓	15:12	16:55	↓
Gotenzaki		9:26	↓	↓	11:29	↓	13:21	↓	15:13	16:56	↓
Matsugahama Elementary School		9:28	↓	↓	11:31	↓	13:23	↓	15:15	16:58	↓
Ushiroda	300 yen (150 yen)	9:29	↓	↓	11:32	↓	13:24	↓	15:16	16:59	↓
JA Sendai	300 yen (200 yen)	9:30	↓	↓	11:33	↓	13:25	↓	15:17	17:00	↓
Nakada		9:31	↓	↓	11:34	↓	13:26	↓	15:18	17:01	↓
Shiomidai 6th District	300 yen	9:34	↓	↓	11:37	↓	13:29	↓	15:21	17:04	↓
Shiomidai 3rd District		9:35	↓	↓	11:38	↓	13:30	↓	15:22	17:05	↓
Shiomidai 1st District		9:35	↓	↓	11:38	↓	13:30	↓	15:22	17:05	↓
Central Shiomidai		9:36	9:50	11:29	11:39	13:29	13:31	15:17	15:23	17:06	17:16
Lifelong Learning Center	300 yen (200 yen)	9:38	9:48	11:27	11:41	13:27	13:33	15:15	15:25	17:08	17:14
Aquarena		9:40	9:46	11:25	11:43	13:25	13:35	15:13	15:27	17:10	17:12
Shiomidai Minami 1st District	300 yen	↓	9:51	11:30	↓	13:30	↓	15:18	↓	↓	17:17
Shiomidai Minami 2nd District		↓	9:52	11:31	↓	13:31	↓	15:19	↓	↓	17:18
Shobutahama Public Beach		↓	9:54	11:33	↓	13:33	↓	15:21	↓	↓	17:20
Azukihamma	300 yen (200 yen)	↓	9:56	11:35	↓	13:35	↓	15:23	↓	↓	17:22
Sasayama		↓	9:57	11:36	↓	13:36	↓	15:24	↓	↓	17:23
Takayama		↓	9:59	11:38	↓	13:38	↓	15:26	↓	↓	17:25
Gogatsuden	350 yen (200 yen)	↓	10:00	11:39	↓	13:39	↓	15:27	↓	↓	17:26
Wariyama		↓	10:01	11:40	↓	13:40	↓	15:28	↓	↓	17:27
Tateshita		↓	10:02	11:41	↓	13:41	↓	15:29	↓	↓	17:28
Hanabuchi		↓	10:03	11:42	↓	13:42	↓	15:30	↓	↓	17:29
Yoshidahama		↓	10:04	11:43	↓	13:43	↓	15:31	↓	↓	17:30
Ekiraku Elementary School		300 yen (200 yen)	9:41	↓	↓	11:44	↓	13:36	↓	15:28	17:11
Hosoda	9:42		↓	↓	11:45	↓	13:37	↓	15:29	17:12	↓
Shizu Entrance	9:43		↓	↓	11:46	↓	13:38	↓	15:30	17:13	↓
Shizu	9:44		↓	↓	11:47	↓	13:39	↓	15:31	17:14	↓
Nishi	9:45		↓	↓	11:48	↓	13:40	↓	15:32	17:15	↓
Tachibana	9:49		↓	↓	11:52	↓	13:44	↓	15:36	17:19	↓
Sendai Thermal Power Plant	9:50	↓	↓	11:53	↓	13:45	↓	15:37	17:20	↓	
Kaneyama	350 yen (200 yen)	9:51	↓	↓	11:54	↓	13:46	↓	15:38	17:21	↓
Dai		9:52	↓	↓	11:55	↓	13:47	↓	15:39	17:22	↓
Miyamae		9:53	10:05	11:44	11:56	13:44	13:48	15:32	15:40	17:23	17:31
Daizusawa		9:54	10:06	11:45	11:57	13:45	13:49	15:33	15:41	17:24	17:32
Kimigaoka Park		9:55	10:07	11:46	11:58	13:46	13:50	15:34	15:42	17:25	17:33
Yoshidahama Post Office		9:55	10:07	11:46	11:58	13:46	13:50	15:34	15:42	17:25	17:33
Shichigahama Kokusaimura		9:56	10:08	11:47	11:59	13:47	13:51	15:35	15:43	17:26	17:34

※Traveling within town is 100 yen. ※Prices in parentheses are for up to the Oshiro Bridge stop.

○About bus stops in the Shiomidai area

For bus stops in the Shiomidai area (specifically Shiomidai 1st, 3rd, and 6th District stops), please note the Miyako bus line also runs at these stops, and **the locations where you get on and off the bus are opposite that of the Miyako bus.**



Miyagi Prefecture, Town of Shichigahama

○For inquiries regarding service details, please contact:

Shichigahama Policy Division

Phone: 022-357-2117

〒985-8577 Miyagi-gun, Shichigahama-machi, Toguhama,
Aza-Ushiyabe 5-1

○Shichigahama Town Bus “Gururinko” Service Company

Japan Transport Co., Ltd.

Phone: 022-366-2511

〒985-0001 Shiogama-shi, Shinhama-cho 1-15-24

Depending on traffic and weather conditions, the bus may be late.
Additionally, please note that boarding may not be possible if the bus is full.